

SAVINGS UP TO  
**90%**



**FAN Ally**™  
EVAPORATOR FAN CONTROLLERS

**EVAP FAN**

**CONTROLLERS**


## A solid state, energy saving unit for walk-in coolers & freezers.

Fan Ally dramatically lowers energy usage and creates significant energy savings by slowing EC Motor fan motors speed 92% when compressor cycles off and no refrigerant is flowing.

Fan Ally's superior design allows for a single unit to control up to fifteen (15) EC Motors within walk-in coolers and freezers, thus, maximizing the options for our customers.

### Fan Ally™ Features:

- ▶ Fan Ally is specifically designed for EC Motors installed inside walk-in coolers and freezers.
- ▶ Fan Ally automatically reduces the fan speed by 92% on EC Motors during those times that the compressor is not required, which is an average of 50% of the time.
- ▶ Fan Ally will reduce the heat load generated by the evaporator fan motors by approximately 90% when in use.
- ▶ Available for 115v - 230v applications.
- ▶ Rebates for the Fan Ally are available in most US states and Canadian provinces.
- ▶ No negative impact on refrigeration components.
- ▶ Reduced product shrinkage.
- ▶ Increases the shelf life of flowers.
- ▶ UL Listed CE



*The Green Store Solutions company*

PHOENIX OFFICE: 2445 E. Chambers Street Phoenix, AZ 85040 3633 Ph: 877 366 7647

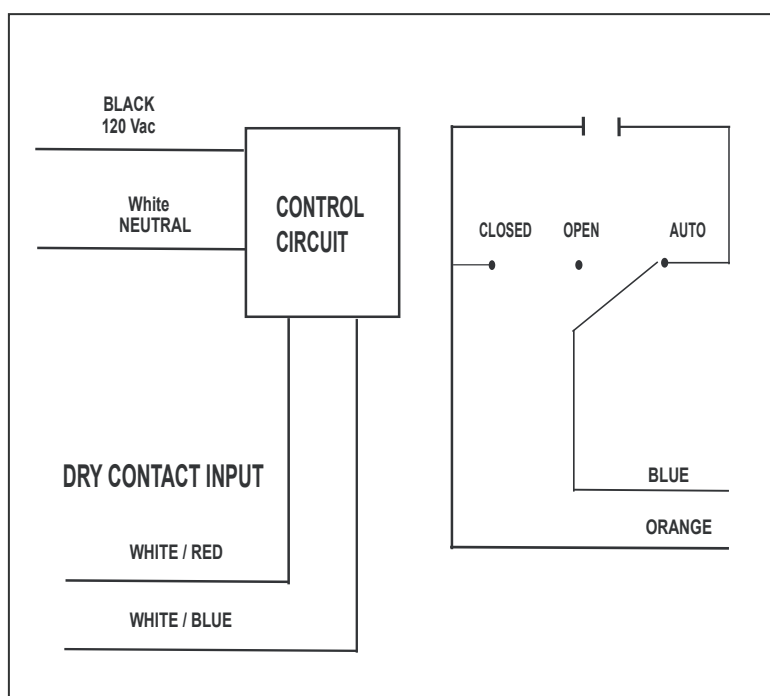
[www.SET.com.co](http://www.SET.com.co)



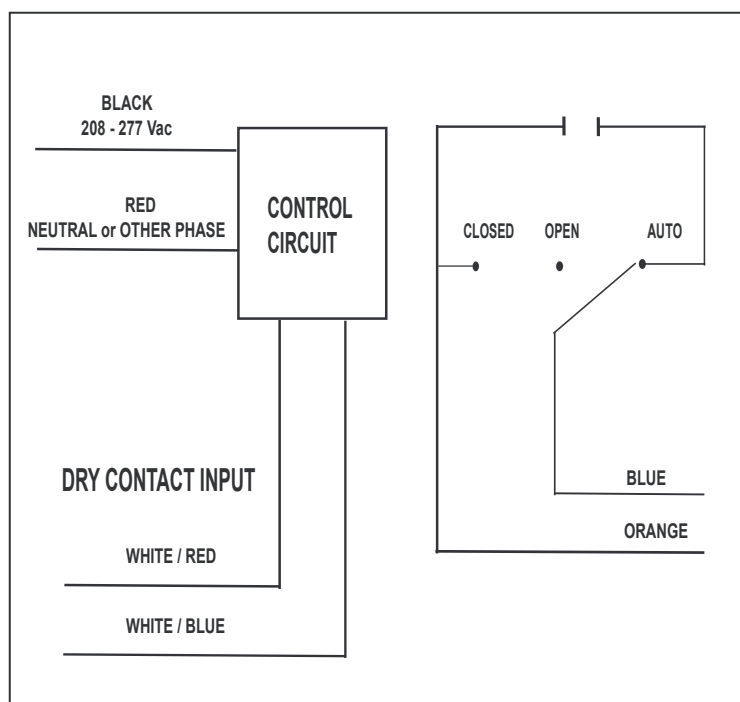
Our evaporator fan control is a complement technology with EC motors. By Combining this control with the EC motor you will attain up to 90% energy savings during non refrigerant cycle times. The EC motor will operate in a two speed operation. The controller in turn operates the EC motor either in full speed or reduced RPM levels based on refrigeration cycle condition.

Installation of this technology is recommended simultaneously during walk in EC motor retrofit procedures.

Class 2 Dry Contact Input, 120 Vac Power



Class 2 Dry Contact Input, 208-277 Vac Power



## Technical Specifications:

**# Relays & Contact Type:** One (1) SPST Continuous Duty Coil  
**Expected Relay Life:** 10 million cycles minimum mechanical  
**Operating Temperature:** -30 to 140° F  
**Relay Status:** LED On = Activated  
**Dimensions:** 2.30 x 3.20 x 1.80 with .50 NPT Nipple  
**Wires:** 16,600V Rated  
**Approvals:** UL Listed, UL916, C-UL, CE, RoHS  
**Housing Rating:** Plenum, NEMA1  
**Gold Flash:** No  
**Override Switch:** Yes

**Contact Ratings:**  
 20 Amp Resistive @ 277 Vac  
 1110 VA Pilot Duty @ 277 Vac  
 770 VA Pilot Duty @ 120 Vac  
 20 Amp Ballast N/O @ 277 Vac  
 10 Amp Ballast N/C @ 277 Vac  
 10 Amp Tungsten N/O @ 120 Vac  
 240 Watt Tungsten N/C @ 120 Vac  
 2 HP @ 277 Vac  
 1 HP @ 120 Vac

### Power Input:

42 mA @ 120 Vac (RIB01SBDC)  
 62 mA @ 208-277 Vac (RIB02SBDC)

### Notes:

- » Dry Contact Input Operation: Close White/Red wire to White/Blue wire to activate relay. If more than one DRY-CONTACT RIB shares a single dry-contact input, White/Blue must be common.
- » Order Normally Closed by adding "-NC" to end of model number
- » Order with Momentary Override Switch by adding "-MNO" to end of model number

## Limited Warranty:

This product is warranted to be free from manufacturing defects under normal conditions for (1) year.



WWW.SET.COM.CO

